

# Sorbent Dispenser Cart SDC 05



**INSTRUCTIONS FOR USE**

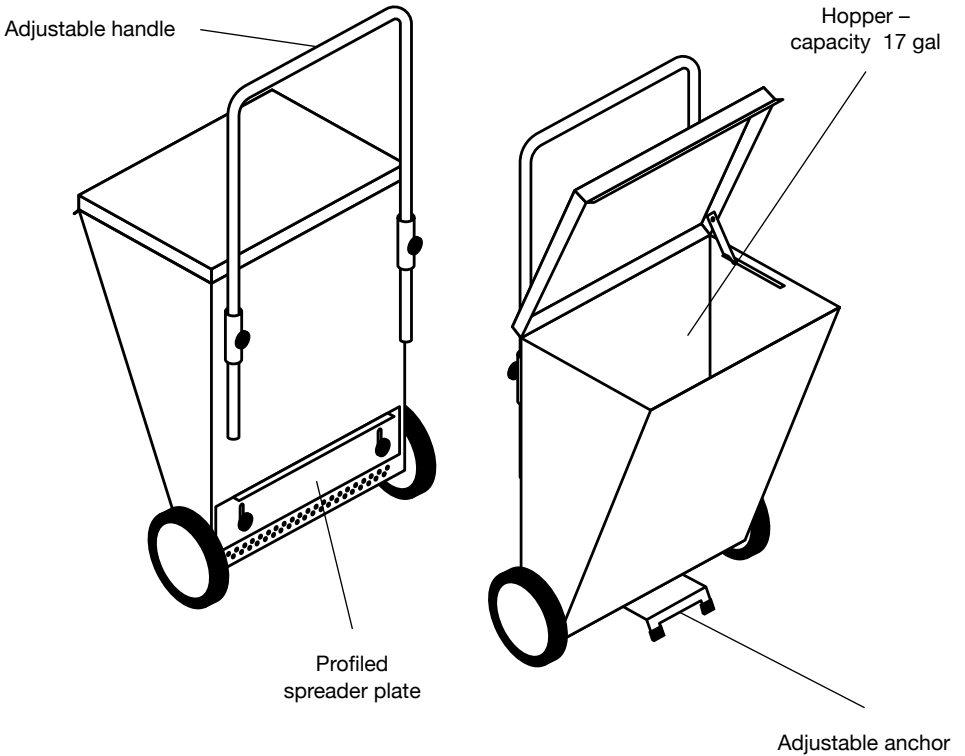
**US**



This document describes the operation and characteristics of Sorbent Dispenser Cart SDC 05 (hereinafter “cart” or “cart SDC 05”). It contains important information about how to use the cart properly and how to increase its reliability and life. This document must always be available in the place where the carts are used. Keep it together with the cart at all times. The operator is responsible for using the carts safely and in compliance with the instructions in this manual, which applies to any third persons as well. If you have any doubts about the correct use of the carts, please contact the manufacturer or an authorized dealer.

Sorbent Dispenser Cart is intended for use wherever it is necessary to apply loose sorbents in liquidation of leakage of undesirable or dangerous liquids (eg. petroleum products, liquid chemicals). The whole external case and top are made of metal, ensuring greater rigidity and strength and protecting the sorbent from rain. The cart is designed for all commonly used types of sorbents – from heavy minerals to light granules, including crushed biological fibrous materials – up to a grain size of 0.3 in. It allows you to dose the spreading density and select the track width up to 17 in.

## Sorbent Dispenser Cart SDC 05




### The delivery includes:

- 1× Sorbent Dispenser Cart SDC 05
- 1× Instructions for use, incl. warranty certificate

# Specification of Sorbent Dispenser Cart

1. The carts are designed as fast solution for emergency situations. They are intended for removal of hazardous substances leaking into the environment. They are suitable for use, for example, at petrol stations, in warehouses with chemical substances, in industrial halls, etc.
2. The whole external case and top are made of metal, ensuring greater rigidity and strength and protecting the sorbent from rain.
3. The carts have adjustable handle ranging from 30 to 51 in – see point 2 of Illustrated Instruction for use on page 4. The handle has a stop preventing the full extension. It is made of AISI 304 stainless steel, with plastic coated grip.
4. The maximum filling capacity of the hopper is 17 gal.
5. The density of the sorbent application and the track width (maximum 17 in) can be regulated by means of the sorbent spreading plate.
6. Adjustable anchor ensures stability for reliable filling of the cart's hopper without any help of other person – to adjust the anchor, it is necessary to manually loosen and extend the anchor and then tighten the adjusting nuts on the bottom of the cart – see point 1 of Illustrated instructions for use on page 4.
7. Manually operated profiled spreader plate – adjustment and securing is done manually using adjusting nuts – see point 5 of Illustrated instructions for use on page 4. The operator always adjusts the track width and the amount of sorbent manually on the beginning of work. After the work is finished, it is necessary to close the sorbent cover manually.



# Technical details

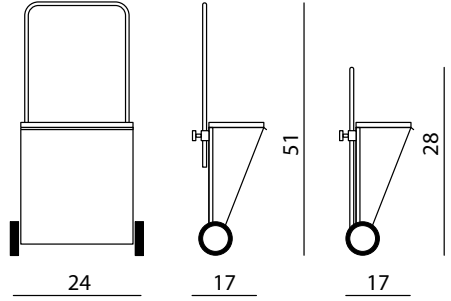
Dimensions (w × d × h) 24 × 17 × 28/51 in

Wheel diameter 7 in

Maximum volume 17 gal

Pack size 26 × 17 × 31 in

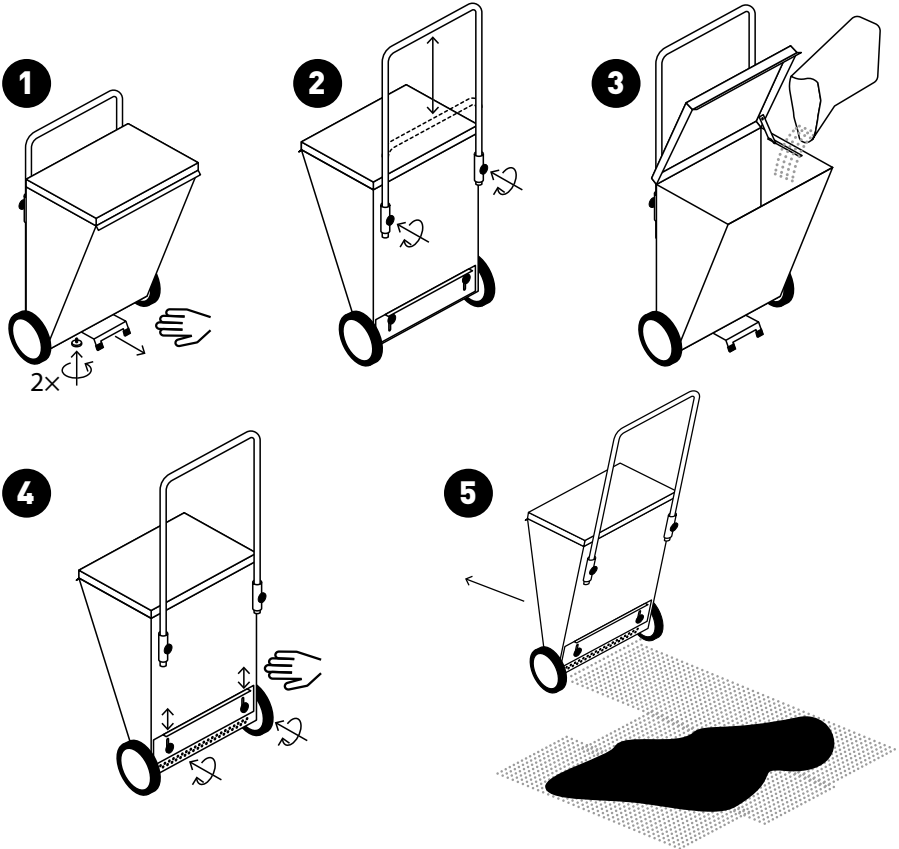
Weight of empty cart 49 lb



## Illustrated instructions for use of the cart

When using the cart, observe these instructions as well as all the safety notices herein.

### SDC 05



# Handling instructions and safety warnings

1. The cart is designed for spreading any kind of granular sorbents up to 0.3 in grain size – from heavy to light mineral granules, including shredded fibrous biological materials (usage of some very light fibrous materials consult with the supplier).
2. For operational use, dry sorbents can be left directly in the trolley. Eg. there, where it is appropriate to shorten the application time of the sorbent (chemical storage).
3. **Attention! For the application of sanding salt:** Although the cart is preferably designed for even spreading of sorbents, it can also be used for the application of de-icing salt under certain conditions. Due to the fact that salt has specific properties that can damage the cart if used incorrectly (hygroscopic and chemically aggressive), the manufacturer cannot accept liability for damage if used for these purposes. If you still decide to use the cart for this purpose, make sure that the salt is dry and immediately after use clean thoroughly. Even small salt residues can cause corrosion on metal parts or seizure of bearings.
4. Do not put the product near fire or any other sources of heat.
5. Observe the safety measures for working with hazardous liquids and with substances harmful to the environment.
6. Make sure you observe any necessary precautions regarding personal safety, such as the use of protective equipment.

## **Maintenance and storage**

We recommend cleaning the cart after use. For long-term storage, place the cart in a dry place out of the reach of UV radiation.

---

## **Important contact information**

Qualified service:

ECCOTARP USA, inc.

357 West 36th Street

New York, NY 10018

USA

office@eccotarp.com

T: 1 212-725-9845

---

## **Repair**

Any repair work must always be done by the manufacturer's qualified personnel. In the event of unprofessional repair or design change, the product's proper operation cannot be guaranteed. If you want to request repair, order accessories or lodge a complaint, please, contact your qualified supplier.

---

## **Warranty conditions**

The warranty period is indicated in the warranty certificate on the last page of these Instructions for use.

The warranty period is 24 months and begins on the day indicated in the warranty certificate. The warranty does not apply to the normal wear and tear or to damage caused by improper use or by the instructions in this manual not being observed.

---

## **Disposal**

The cart must be disposed of in compliance with applicable legal regulations and with the user's internal directives.



# Warranty Certificate



**This product is guaranteed for 24 months.**

## **This warranty covers:**

for defects caused by a manufacturing defect of the material used, in particular a leak at the welds, a defect in the fittings and any other damage, not caused by demonstrable mishandling by the user or any modification of the product.

## **This warranty does not cover:**

damages caused by improper handling and use of the product and failure to follow the "user manual". For example, punctures or other damage caused by placing the product in an inappropriate area with sharp objects, higher load handling weight than stated in the "user manual", use or placing the product near open flames, and other inappropriate uses.

## **The manufacturer is not liable for any direct or indirect damage caused by misuse, other than the recommended use of the product.**

Complaints must be applied within 24 months of purchase from your supplier. When applying please provide your complaint with full details – product serial number, proof of purchase, where appropriate photographic documentation and a detailed description of the circumstances in which a fault has occurred.

Product Name: .....

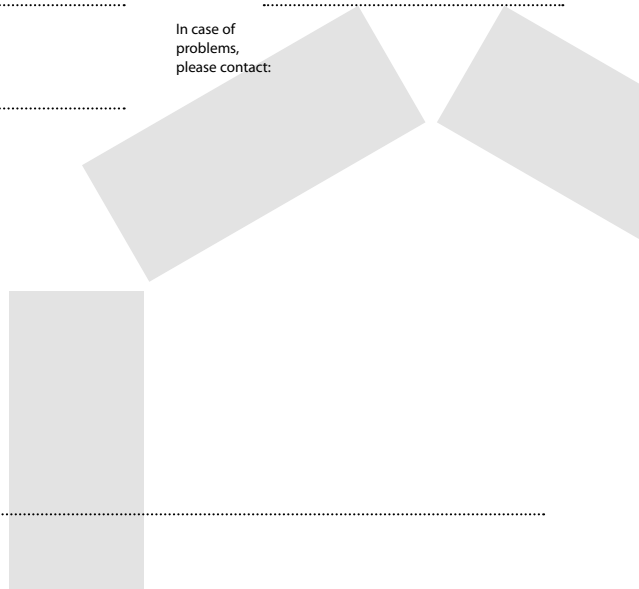
Production Code: .....

Stamp and Signature: .....

Date of sale: .....

In case of problems, please contact: .....

Failure description: .....



.....