


# Folding drip collection tray with exchangeable absorbent lining



**INSTRUCTIONS FOR USE**

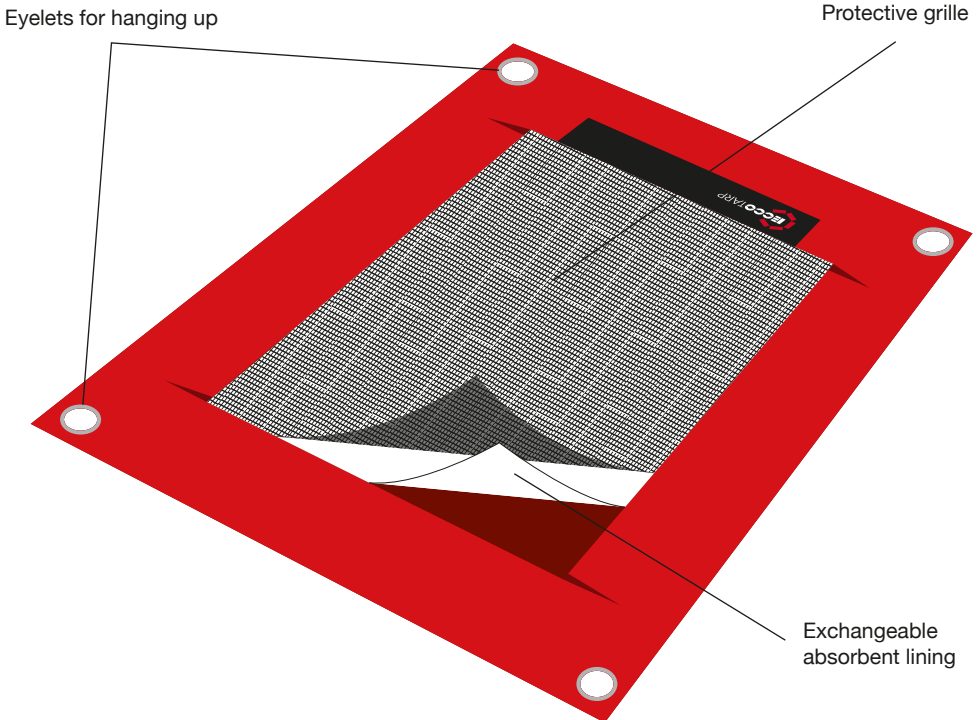
**EN**



This document describes the operation and characteristics of the Folding drip collection tray with exchangeable absorbent lining (hereinafter “drip tray” or „tray”). It contains important information about how to use the drip trays properly and how to increase their reliability and life. This document must always be available in the place where the trays are used. Keep it together with the trays at all times. The operator is responsible for using the drip trays safely and in compliance with the instructions in this manual, which applies to any third persons as well. If you have any doubts about the correct use of the drip trays, please contact the manufacturer or an authorized dealer.

Folding drip trays with exchangeable absorbent lining can be used for catching small drips of water, oil substances and hazardous liquids, e.g. when assembling oil-contaminated parts, in chemical laboratories, dripping pipes or hydraulic lines, in the event of machine and vehicle failures.

## Folding drip collection tray with exchangeable absorbent lining



### The delivery includes:

- 1× Folding drip collection tray with universal exchangeable absorbent lining and protective grille in a transport bag
- 1× Instructions for use, incl. warranty certificate
- + Optional accessories as per agreement

# Technical details

Type	Folding drip tray ET 500 P	Folding drip tray ET 1000 P	Folding drip tray ET 1400 P
Dimensions (mm)	580 × 480	1080 × 580	1480 × 1080
Absorption capacity (l)	1	3	7
Weight (kg)	0,5	1,5	2,8

See page 5 for accessory information.

## General information



When using the drip trays, observe these instructions as well as all the safety notices herein.


1. Drip trays are designed as a simple and fast solution for small leaks of water, oil substances and hazardous liquids.
2. They are made in 3 sizes – absorption capacity 1, 3 or 7 litres.
3. Drip trays are made of a chemically resistant material – PVC with a protective proofing layer (PES/PVC 680 g/m<sup>2</sup>) – see Chemical resistance certificate, p. 7. The tray includes a protective grille and a replaceable absorbent lining.
4. Choice of type of absorbent lining according to the type of liquid being collected – universal lining (standard part of the product), hydrophobic or chemical lining – optional accessories for extra charge – see page 5.
5. The range of temperatures for the use of the trays is from -30 °C to +70 °C.
6. Drip trays have eyes in the corners for easy hanging, e.g. to dripping pipes or under the axle of the car. Cables for hanging are not part of the tray.
7. As a standard, the drip trays are delivered in transport bags.

## Instruction for putting the drip tray into the ready-to-use position



Take the drip tray out of the transport bag and put on a place of catching. The drip tray can be suspended under the liquid leak by means of cables. The eyes in the corners are used for hanging. Hanging cables are not part of the product. Select the replaceable absorbent pad according to the type of liquid being collected – see the description of the accessories on page 5.

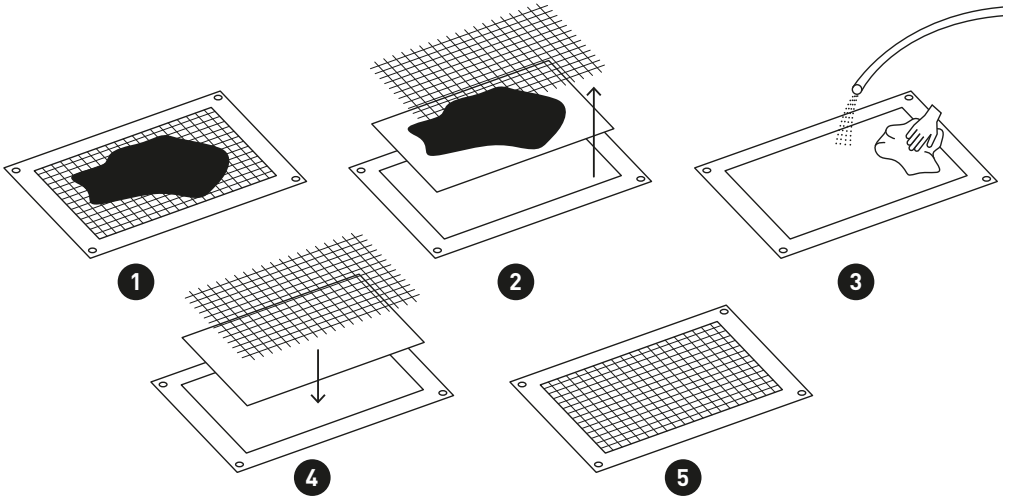
### Illustrated instructions for usage of foldable drip tray



# Instructions for changing the absorption liner

If necessary (filled sorption capacity, change of the type of captured liquid, etc.), the absorbent insert can be easily replaced. Replace the protective grille and then the absorbent liner. If necessary, clean the inside of the tray with the appropriate detergent or lukewarm water, depending on the type of dirt. Insert a new absorbent liner and cover it with a protective grille. The drip tray is thus ready for use again.

## Illustrated instructions for changing the absorption liner



---

## Handling instructions and safety warnings

1. If possible, place the drip trays on a cleaned surface free from sharp or pointed objects such as glass shards, nails, sharp stones, etc., which could mechanically damage the underside of the tray.
2. Do not put the product near fire or any other sources of heat.
3. The range of temperatures for the use of the product is from  $-30\text{ }^{\circ}\text{C}$  to  $+70\text{ }^{\circ}\text{C}$ .
4. Foldable drip trays are resistant to a large number of different liquids and loose materials (see the Chemical resistance certificate, p. 7).
5. Do not move or pull the drip tray on the ground – the manufacturer's warranty does not cover mechanical damage.
6. Make sure not to exceed the maximum sorption capacity of absorption liner – 1, 3 or 7 litres of liquid depending on a type and size of absorption liner.
7. After each use it is necessary to wash the tray thoroughly, clean it with suitable detergents and let it dry completely.
8. Observe the safety measures for working with hazardous liquids and with substances harmful to the environment.
9. Make sure you observe any necessary precautions regarding personal safety, such as the use of protective equipment.

# Specification of exchangeable absorbent linings

The drip tray is supplied as a standard with a universal replaceable absorbent lining. In addition to this insert, other types of absorbent linings can be used to catch small drips – hydrophobic or chemical. The specification of the properties and differences of individual types of linings can be clearly found below.

## Common properties of all types of linings:

- Easy manipulation
- Easy shape adjustment
- Unlimited storage time
- Weather resistance
- Very fast sorption
- It does not change the properties of absorbed substances

The absorbent pads are disposable and cannot be reused.

## Specific properties of individual types of inserts:

### Universal absorbent insert

- Higher abrasion resistance
- High sorption capacity
- Captures cutting and cooling emulsions, petroleum substances, water and aqueous solutions

### Hydrophobic absorbent insert

- Low package weight
- High sorption capacity for petroleum substances
- Does not absorb water
- Rapid capture and collection of hazardous liquids from solid surfaces even from the water surface

### Chemical absorbent insert

- The pink color eliminates the possibility of confusion with other types of sorbents

---

## Recommended optional accessories

The standard part of the drip tray is a universal absorbent insert and a protective grille. Hydrophobic or chemical inserts can be purchased separately as an optional extra. If necessary, a universal absorbent pad can also be purchased separately.

Type	ET 500 P	ET 1000 P	ET 1400 P
Absorption capacity (l)	1	3	7
Universal absorb. insert (mm)	500 × 400	1000 × 500	1400 × 1000
Hydrophobic absorb. insert (mm)	500 × 400	1000 × 500	1400 × 1000
Chemical absorb. insert (mm)	500 × 400	1000 × 500	1400 × 1000

## Maintenance and storage

After removal of absorption lining, the product must be washed with proper neutralization detergent (in the case of aggressive substances) and lukewarm water or another suitable detergent. We recommend storing the drip trays folded in the carrying bag so that they are not damaged while not in use. The drip tray must be dried thoroughly before it is put into the bag. For long-term storage, place the drip tray in a dry place out of the reach of UV radiation.

---

## Important contact information

Manufacturer and qualified service:

Metal Arsenal s.r.o.

Poděbradova 1920

289 22 Lysá nad Labem

Czech Republic

info@eccotarp.com

T: +420 325 514 723

T: +420 737 802 153

T: +420 777 472 640

---

## Repair

Any repair work on the drip tray must always be done by the manufacturer's qualified personnel. In the event of unprofessional repair or design change, the product's proper operation cannot be guaranteed. If you want to request repair, order accessories or lodge a complaint, please, contact your qualified supplier.

---

## Warranty conditions

The warranty period is indicated in the warranty certificate on the last page of these Instructions for use. The warranty period is 24 months and begins on the day indicated in the warranty certificate. The warranty does not apply to the normal wear and tear or to damage caused by improper use or by the instructions in this manual not being observed.

**Warning** – the warranty does not cover damage from long-term exposure to chemicals. This can also occur after the product is improperly cleaned after intervention. Even a small amount of aggressive chemicals will cause degradation of the material from which it is made during long-term exposure. This can be manifested by microscopic cracks on the surface, or by a change in the properties of the material, which can lead to easy damage and tearing.

---

## Disposal

The drip tray and the used absorption inserts must be disposed of in compliance with applicable legal regulations and with the user's internal directives.

# Chemical resistance certificate

**Applicable to all types of Collapsible Spill Bunds, Tanks, Funnels, Drip trays and Protective Liners.**

## Resistance levels:

- A) resistant
- B) resistant for at least 3 hours
- C) non-resistant

Name of substance	Chemical formula	Resistance level at the temperature of 20 °C	Resistance level at the temperature of 60 °C
<b>LIQUID SUBSTANCES</b>			
Acetone	CH <sub>3</sub> COCH <sub>3</sub>	C	C
Acetonitrile	CH <sub>3</sub> CN	A	A
Ammonia	NH <sub>3</sub>	A	A
Benzene	C <sub>6</sub> H <sub>6</sub>	B	B
Tar	mixture	C	C
Dimethyl-formamide	C <sub>4</sub> H <sub>9</sub> NO	A	A
Ethanol	C <sub>2</sub> H <sub>5</sub> OH	A	A
Ethylbenzene	C <sub>8</sub> H <sub>10</sub>	A	A
Formaldehyde	CH <sub>2</sub> O	B	B
Chlorine	Cl	C	C
Chloroform	CHCl <sub>3</sub>	C	C
Transformer oil		A	A
Hydrochloric acid	HCl	A	A
Nitric acid	HNO <sub>3</sub>	A	B
Phosphoric acid	H <sub>3</sub> PO <sub>4</sub>	A	B
Formic acid	HCOOH	B	B
Acetic acid	CH <sub>3</sub> COOH	A	B
Sulphuric acid	H <sub>2</sub> SO <sub>4</sub>	A	B
Sulphurous acid	H <sub>2</sub> SO <sub>3</sub>	A	B
Methanol	CH <sub>3</sub> OH	A	A
Mercury	Hg	A	A
Hydrogen sulphide	H <sub>2</sub> S	A	B
Styrene	C <sub>8</sub> H <sub>8</sub>	A	A
Pentane	C <sub>5</sub> H <sub>12</sub>	A	A
Toluene	C <sub>6</sub> H <sub>5</sub> CH <sub>3</sub>	A	A
Hydrogen peroxide	H <sub>2</sub> O <sub>2</sub>	A	A

Name of substance	Chemical formula	Resistance level at the temperature of 20 °C	Resistance level at the temperature of 60 °C
<b>SOLID SUBSTANCES</b>			
Ammonium acetate	CH <sub>3</sub> COONH <sub>4</sub>	A	A
Borax	Na <sub>2</sub> [B <sub>3</sub> O <sub>6</sub> (OH) <sub>3</sub> ]-8H <sub>2</sub> O	A	A
Sugar	mixture	A	A
Potassium cyanide	KCN	A	A
Ammonium nitrate	NH <sub>4</sub> NO <sub>3</sub>	A	A
Calcium nitrate	Ca(NO <sub>3</sub> ) <sub>2</sub>	A	A
Phenol	C <sub>6</sub> H <sub>5</sub> OH	B	B
Ammonium phosphate	(NH <sub>4</sub> ) <sub>3</sub> PO <sub>4</sub>	A	A
Potassium nitrate	KNO <sub>3</sub>	A	A
Potassium	KOH	A	A
Sodium hydroxide	NaOH	A	A
Ammonium chloride	NH <sub>4</sub> Cl	A	A
<b>OPERATING FLUIDS</b>			
Petrol		B	B
Diesel fuel		B	B
Motor oil		B	B
Methyl tert-butyl ether (MTBE)	C <sub>5</sub> H <sub>12</sub> O	B	B
Hydraulic oils		B	B

## Notice:

Ecotarp collapsible products are compatible to varying degrees with the substances listed above.

However, given the almost unlimited number of potential combinations of chemicals plus the influence of factors such as concentration and temperature, this list does not claim to be definitive and is only intended for informative purposes in predicting the behaviour of the chemicals concerned.

Compatibility with the listed substances cannot be entirely guaranteed. Neither the manufacturer nor the distributor provides any warranty, nor do they accept any responsibility for resultant damage.

For a reliable estimate of the level of resistance to a specific substance, we recommend you to test small samples using miniature laboratory funnels which can be provided upon request by the manufacturer.



The Ecotarp collapsible products are not intended for long-term storage of retrieved spilt liquids. They were developed first and foremost for rapid use in emergencies, for capturing hazardous substances during the time immediately before its correct disposal.

# Warranty Certificate



**This product is guaranteed for 24 months.**

## **This warranty covers:**

for defects caused by a manufacturing defect of the material used, in particular a leak at the welds, a defect in the fittings and any other damage, not caused by demonstrable mishandling by the user or any modification of the product.

## **This warranty does not cover:**

damages caused by improper handling and use of the product and failure to follow the "user manual". For example, punctures or other damage caused by placing the product in an inappropriate area with sharp objects, use or placing the product near open flames, and other inappropriate uses.

**Warning** – the warranty does not cover damage from long-term exposure to chemicals. This can also occur after the product is improperly cleaned after intervention. Even a small amount of aggressive chemicals will cause degradation of the material from which it is made during long-term exposure. This can be manifested by microscopic cracks on the surface, or by a change in the properties of the material, which can lead to easy damage and tearing.

## **The manufacturer is not liable for direct or indirect damage caused by other than the recommended use of the product.**

Complaints must be applied within 24 months of purchase from your supplier. When applying please provide your complaint with full details – product serial number, proof of purchase, where appropriate photographic documentation and a detailed description of the circumstances in which a fault has occurred.

Product name:

.....

Production code:

.....

Stamp and signature:

.....

Date of sale:

.....

In case of problems, please contact:

.....

Failure description:

.....

.....