


Collapsible flexible utility tray **FASTER**



INSTRUCTIONS FOR USE

EN



Development and Production

metal arsenal®

Metal Arsenal s.r.o.
Owner of Eccotarp
trade mark

Poděbradova 1920
289 22 Lysá nad Labem
Czech Republic

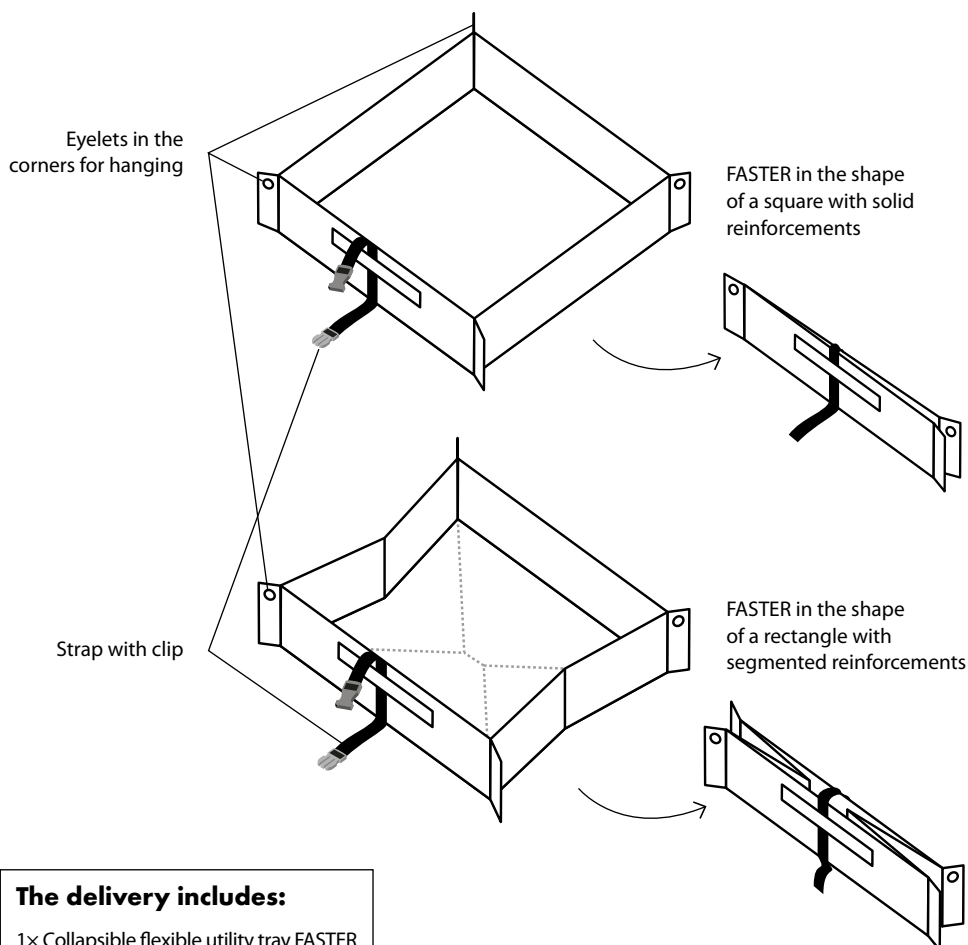
T +420 737 802 153
T +420 603 117 839
T +420 777 472 640

E info@eccotarp.com
www.eccotarp.com

This document describes the operation and characteristics of the Collapsible flexible utility tray FASTER. It contains important information about how to use the trays properly and how to increase their reliability and life. This document must always be available in the place where the trays are used. Keep it together with the trays at all times. The operator is responsible for using the trays safely and in compliance with the instructions in this manual, which applies to any third persons as well. If you have any doubts about the correct use of the trays, please contact the manufacturer or an authorized dealer.

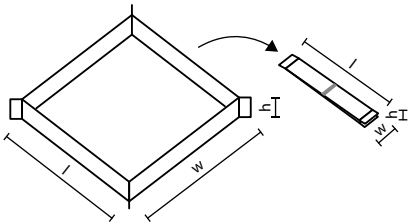
Collapsible flexible utility trays FASTER (hereinafter referred to as „trays“ or „trays“) are intended not only for extremely fast capture of leaking dangerous liquids in the field, but are also suitable for maintenance work, cleaning of tools, instruments and machine parts, for short-term storage of canisters, barrels, dirty parts and equipment. Use ideally in workshops, production halls, warehouses with chemicals, etc.

Collapsible flexible utility tray FASTER



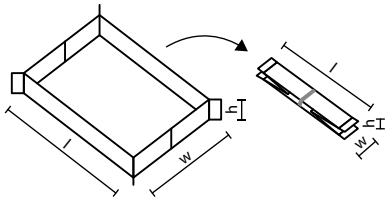
Technical details

Collapsible flexible utility tray FASTER with solid reinforcements



Type	ET F 40	ET F 60	ET F 80	ET F 100	ET F 120	ET F 150
Dimensions of tray l × w × h (mm)	400 × 400 × 130	600 × 600 × 130	800 × 800 × 130	1000 × 1000 × 130	1200 × 1200 × 130	1500 × 1500 × 130
Dimensions of tray in transport shape l × w × h (mm)	450 × 90 × 50	650 × 100 × 60	850 × 100 × 60	1060 × 180 × 90	1260 × 180 × 90	1570 × 180 × 90
Type of polypropylene reinforcement on the shorter side of the tray	solid	solid	solid	solid	solid	solid
Volume (l)	20	46	83	130	187	292
Weight (g)	620	1030	1445	3620	4525	5985

Collapsible flexible utility tray FASTER with segmented reinforcements



Type	ET FS 40	ET FS 60	ET FS 80
Dimensions of tray l × w × h (mm)	500 × 400 × 130	800 × 600 × 130	1200 × 800 × 130
Dimensions of tray in transport shape l × w × h (mm)	550 × 90 × 70	850 × 130 × 90	1260 × 180 × 90
Type of polypropylene reinforcement on the shorter side of the tray	segmented	segmented	segmented
Volume (l)	32	62	124
Weight (g)	750	1270	3370

General information



When using the trays, observe these instructions as well as all the safety notices herein.

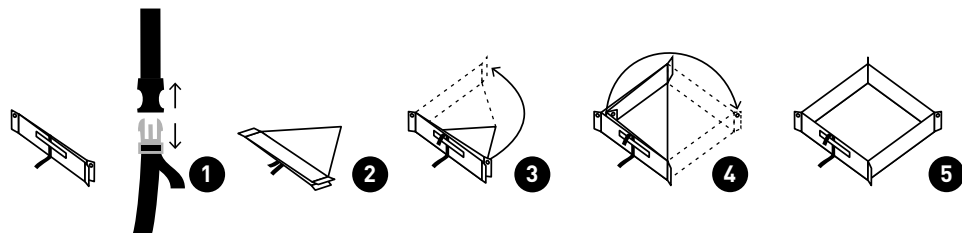
1. Trays are designed as a quick solution for emergencies and emergency situations or for safe storage of small containers with dangerous substances. They are used to capture dangerous substances leaking into the surrounding environment.
2. They are produced in different dimensions and versions.
3. They have welded corners and a stable construction with polypropylene reinforcements implemented in the sides of the tray.
4. They are available in several sizes and in variants without/with segmented reinforcements.
5. The tray is made of a chemically resistant material – PVC with a protective proofing layer (PES/PVC 680 g/m²) – see Chemical resistance certificate, p. 7.
6. The range of temperatures for the use of the trays is from -30 °C až +70 °C.
7. Eyelets in the corners for hanging.
8. Strap with clip to ensure transport/storage shape.

Instructions for putting the tray into the ready-to-use position

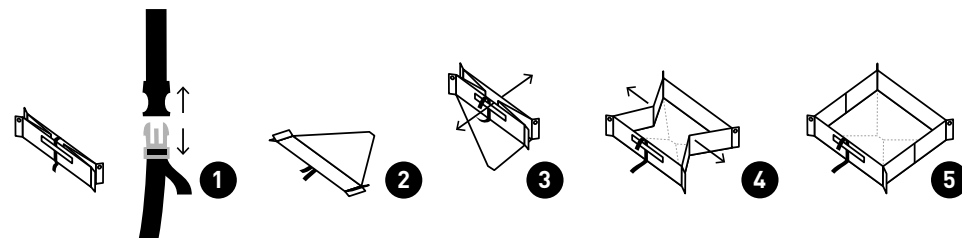


Release the strap clip, roll out the bottom of the tray, spread the sides to the sides to create a tray. When folding the tray back into its storage form, care must be taken to properly level the bottom before rolling it up.

Illustrated instructions for assembly of Collapsible flexible utility tray FASTER with solid reinforcements



Illustrated instructions for assembly of Collapsible flexible utility tray FASTER with segmented reinforcements



Handling instructions and safety warnings

1. Put the tray onto a flat surface, if possible.
 2. Make sure there are no sharp objects under the tray, such as pieces of broken glass, nails, sharp stones, etc., which might mechanically damage its bottom.
 3. Do not put the product near fire or any other sources of heat.
 4. The temperature range of using the tray is -30 °C to +70 °C.
 5. The trays are resistant to a large number of different liquids and loose materials (see the Chemical resistance certificate, p. 7.)
 6. The trays are not intended for long-term storage of aggressive substances.
 7. Fill the tray up only to the upper weld joint of the reinforcement.
 8. Do not move or pull empty or a filled tray on the ground – the manufacturer's warranty does not cover mechanical damage.
 9. After each use it is necessary to wash the tray thoroughly, clean it with suitable detergents and let it dry completely.
 10. Observe the safety measures for working with hazardous liquids and with substances harmful to the environment.
 11. Make sure you observe any necessary precautions regarding personal safety, such as the use of protective equipment.
-

Maintenance and storage

After the draining and prescribed environment-friendly disposal of the collected substance, the product must be washed with proper neutralization detergent (in the case of aggressive substances) and lukewarm water or another suitable detergent. We recommend storing the tray folded and secured with a strap with a clip to avoid damage when not in use. Before assembly, the tray must be thoroughly dried. For long-term storage, place the tray in a dry place out of the reach of UV radiation

Important contact information

Manufacturer and qualified service:

Metal Arsenal s.r.o.

Poděbradova 1920

289 22 Lysá nad Labem

Czech Republic

info@eccotarp.com

T: +420 737 802 153

T: +420 777 472 640

T: +420 603 117 839

Repair

Any repair work on the trays must always be done by the manufacturer's qualified personnel. In the event of unprofessional repair or design change, the product's proper operation cannot be guaranteed. If you want to request repair, order accessories or lodge a complaint, please, contact your qualified supplier.

Warranty conditions

The warranty period is indicated in the warranty certificate on the last page of these Instructions for use.

The warranty period is 24 months and begins on the day indicated in the warranty certificate. The warranty does not apply to the normal wear and tear or to damage caused by improper use or by the instructions in this manual not being observed.

Warning – the warranty does not cover damage from long-term exposure to chemicals. This can also occur after the product is improperly cleaned after intervention. Even a small amount of aggressive chemicals will cause degradation of the material from which it is made during long-term exposure. This can be manifested by microscopic cracks on the surface, or by a change in the properties of the material, which can lead to easy damage and tearing.

Disposal

The trays must be disposed of in compliance with applicable legal regulations and with the user's internal directives.

Chemical resistance certificate

Applicable to all types of Collapsible Spill Bunds, Tanks, Funnels, Drip trays and Protective Liners.

Resistance levels:

- A) resistant
- B) resistant for at least 3 hours
- C) non-resistant

Name of substance	Chemical formula	Resistance level at the temperature of 20 °C	Resistance level at the temperature of 60 °C
LIQUID SUBSTANCES			
Acetone	CH ₃ COCH ₃	C	C
Acetonitrile	CH ₃ CN	A	A
Ammonia	NH ₃	A	A
Benzene	C ₆ H ₆	B	B
Tar	mixture	C	C
Dimethyl-formamide	C ₃ H ₇ NO	A	A
Ethanol	C ₂ H ₅ OH	B	B
Ethylene glycol	C ₂ H ₆ O ₂	B	B
Ethyl acetate	C ₄ H ₈ O ₂	C	C
Ethylbenzene	C ₈ H ₁₀	A	A
Formaldehyde	CH ₂ O	B	B
Chlorine	Cl	C	C
Chloroform	CHCl ₃	C	C
Transformer oil		A	A
Gear oil		B	B
SAE 40 oil		A	A
Lubricating oil		A	A
Silicone oil		A	A
Turpentine distillates		B	B
Hydrochloric acid	HCl	B	B
Nitric acid	HNO ₃	B	B
Phosphoric acid	H ₃ PO ₄	A	B
Formic acid	HCOOH	B	B
Acetic acid	CH ₃ COOH	A	B
Sulphuric acid	H ₂ SO ₄	A	B
Sulphurous acid	H ₂ SO ₃	A	B
Isopropyl alcohol	C ₃ H ₈ O	B	B
Methanol	CH ₃ OH	B	B
Methylene chloride	CH ₂ Cl ₂	C	C
Sodium chloride solution 20%	NaCl	A	A
Mercury	Hg	A	A

Name of substance	Chemical formula	Resistance level at the temperature of 20 °C	Resistance level at the temperature of 60 °C
Hydrogen sulphide	H ₂ S	A	B
Styrene	C ₈ H ₈	A	A
Pentane	C ₅ H ₁₂	A	A
Toluene	C ₆ H ₅ CH ₃	C	C
Salt water		A	A
Water	H ₂ O	A	A
Hydrogen peroxide	H ₂ O ₂	A	A
Kerosene	C ₉ -C ₁₆	B	B

SOLID SUBSTANCES

Ammonium acetate	CH ₃ COONH ₄	A	A
Borax	Na ₂ [B ₄ O ₅ (OH) ₄]-8H ₂ O	A	A
Sugar	mixture	A	A
Potassium cyanide	KCN	A	A
Ammonium nitrate	NH ₄ NO ₃	A	A
Calcium nitrate	Ca(NO ₃) ₂	A	A
Phenol	C ₆ H ₅ OH	B	B
Ammonium phosphate	(NH ₄) ₃ PO ₄	A	A
Potassium nitrate	KNO ₃	A	A
Potassium	KOH	A	A
Sodium hydroxide	NaOH	A	A
Ammonium chloride	NH ₄ Cl	A	A

OPERATING FLUIDS

Petrol		B	B
Diesel fuel		B	B
Motor oil		B	B
Methyl tert-butyl ether (MTBE)	C ₅ H ₁₂ O	B	B
Hydraulic oils		B	B

Notice:

Eccotarp collapsible products are compatible to varying degrees with the substances listed above.

However, given the almost unlimited number of potential combinations of chemicals plus the influence of factors such as concentration and temperature, this list does not claim to be definitive and is only intended for informative purposes in predicting the behaviour of the chemicals concerned.

Compatibility with the listed substances cannot be entirely guaranteed. Neither the manufacturer nor the distributor provides any warranty, nor do they accept any responsibility for resultant damage.

For a reliable estimate of the level of resistance to a specific substance, we recommend you to test small samples using miniature laboratory funnels which can be provided upon request by the manufacturer. Given that it is not always possible to identify and assess the nature of corrosive substances, the manufacturer recommends using the Eccotarp protective liner.



Eccotarp collapsible products are not intended for long-term storage of retrieved spilt liquids. They were developed first and foremost for rapid use in emergencies, for capturing hazardous substances during the time immediately before its correct disposal.

Warranty Certificate



This product is guaranteed for 24 months.

This warranty covers:

for defects caused by a manufacturing defect of the material used, in particular a leak at the welds, a defect in the fittings and any other damage, not caused by demonstrable mishandling by the user or any modification of the product.

This warranty does not cover:

damages caused by improper handling and use of the product and failure to follow the „user manual“. For example, punctures or other damage caused by placing the product in an inappropriate area with sharp objects, higher load handling weight than stated in the „user manual“, use or placing the product near open flames, and other inappropriate uses.

Warning – the warranty does not cover damage from long-term exposure to chemicals. This can also occur after the product is improperly cleaned after intervention. Even a small amount of aggressive chemicals will cause degradation of the material from which it is made during long-term exposure. This can be manifested by microscopic cracks on the surface, or by a change in the properties of the material, which can lead to easy damage and tearing.

The manufacturer is not liable for any direct or indirect damage caused by other than the recommended use of the product.

Complaints must be applied within 24 months of purchase from your supplier. When applying please provide your complaint with full details – product serial number, proof of purchase, appropriate photographic documentation and a detailed description of the circumstances in which a fault has occurred.

.....
Product name:

.....
Production code:

.....
Date of sale:

.....
Failure description:

.....
Stamp and signature:
.....

In case of problems,
please contact:

.....